



SCIENCE + INNOVATION
PORTFOLIO

SGP

Architects + Masterplanners





CONTENTS

INTRODUCTION

4

SCIENCE + INNOVATION EXPERIENCE

5

Dock 3 Pioneer Park Leicester	6	Worsley Building University of Leeds	22
Dock 2 Pioneer Park Leicester	7	Steris Watermead Leicester	23
Loughborough Science & Enterprise Park Loughborough Leicestershire	8	Prologis DC2 DIRFT Daventry	24
Great Central Station Former Stibbe Site Leicester	10	Skypark Exeter	26
City Centre Manchester	11	Marlborough Court Watermead Park Leicester	28
Broadmarsh Bus Station, MSCP, Library and Retail Nottingham	12	Palmer-Tomkinson Centre Longslade College	29
Peugeot Citroën Automobiles UK Coventry	13	Firepool Taunton	30
The Hub DIRFT Daventry	14	Centrica Blythe Valley Valley Park Solihull	31
Friar's Mill Leicester	15	Suscon Dartford Kent	32
The 55 Group (Pagabo) Offices Hull	16	Prologis DC3 DIRFT DAventry	34
Hothams Bar and Gin Schools	17	Crosswater Dartford Kent	36
NAMRC Infinity Park Derby	18	Bournemouth Airport and Aviation Business Park	37
Worsley Building University of Leeds School of Denistry	19	Edith Murphy Building De Montfort University Leicester	38
Unit F2 Blythe Valley Park Solihull	20	Herman Miller Portal Mill Melksham	39
Unit F3 Blythe Valley Park Solihull	21	Nexus Training Facility South Shelds	40

FURTHER INFORMATION KEY CONTACTS + OUR PORTFOLIOS

43

Community Engagement SGP Programme	44
Key Contacts	45
Our Portfolios	49
Our Sectors	50

SGP

Architects + Masterplanners



INTRODUCTION

SGP are Architects + Masterplanners who have been running for 52 years. With offices across the country, we are well placed to reach anywhere in the United Kingdom.

We cover ten sectors in the Architectural industry, but most applicable to innovation is our Healthcare, Office, Manufacturing and Refurbishment sectors. This mix means we can cover all circumstances where new lab spaces, graduation or incubation space is required.

We are members of the UK Science Park Association so have a unique reach to data in the industry. We recognise the unique GVA that life sciences and other tech areas bring to communities and are very keen to assist to help councils, Developers and funds look into and create potential catalysts that will meet the underlying triple helix model for successful additions to and repurposing of buildings.





SCIENCE + INNOVATION
EXPERIENCE





DOCK 3
PIONEER
PARK
LEICESTER





DOCK 2
PIONEER PARK
LEICESTER



VIEW ONLINE





LOUGHBOROUGH
SCIENCE & ENTERPRISE
PARK LOUGHBOROUGH
LEICESTERSHIRE






VIEW ONLINE





GREAT CENTRAL STATION FORMER STIBBE SITE LEICESTER

[VIEW ONLINE](#)



CITY CENTRE MANCHESTER


VIEW ONLINE





BROADMARSH BUS STATION, MSCP, LIBRARY AND RETAIL NOTTINGHAM

VIEW ONLINE





PEUGEOT
CITROËN
AUTOMOBILES UK
COVENTRY



VIEW ONLINE





THE HUB DIRFT DAVENTRY

VIEW ONLINE





FRIAR'S MILL LEICESTER



VIEW ONLINE





THE 55 GROUP (PAGABO) OFFICES HULL

VIEW ONLINE





HOTHAMS BAR AND GIN SCHOOLS

VIEW ONLINE





NAMRC INFINITY PARK DERBY





WORSLEY BUILDING
UNIVERSITY OF LEEDS
SCHOOL OF DENTISTRY





UNIT F2
BLYTHE
VALLEY PARK
SOLIHULL

VIEW ONLINE





UNIT F3
BLYTHE
VALLEY PARK
SOLIHULL

VIEW ONLINE





WORSLEY BUILDING UNIVERSITY OF LEEDS

VIEW ONLINE





STERIS
WATERMEAD
LEICESTER



VIEW ONLINE






PROLOGIS DC2 DIRFT DAVENTRY



VIEW ONLINE







SKYPARK EXETER





VIEW ONLINE





MARLBOROUGH COURT WATERMEAD PARK LEICESTER

VIEW ONLINE





PALMER-TOMKINSON CENTRE LONGSLADE COLLEGE

VIEW ONLINE





FIREPOOL TAUNTON



VIEW ONLINE





CENTRICA
BLYTHE VALLEY
VALLEY PARK
SOLIHULL





SUSCON
DARTFORD
KENT






[VIEW ONLINE](#)





PROLOGIS
DC3 DIRFT
DAVENTRY

VIEW ONLINE







CROSSWATER DARTFORD KENT



VIEW ONLINE





BOURNEMOUTH AIRPORT AND AVIATION BUSINESS PARK

VIEW ONLINE





EDITH MURPHY BUILDING
DE MONTFORT UNIVERSITY
LEICESTER



VIEW ONLINE

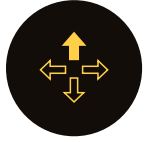




HERMAN MILLER
PORTAL MILL
MELKSHAM



VIEW ONLINE





NEXUS TRAINING FACILITY SOUTH SHELDS

VIEW ONLINE









FURTHER INFORMATION
KEY CONTACTS + OUR
PORTFOLIOS





COMMUNITY ENGAGEMENT SGP PROGRAMME

EDUCATION

As a RIBA Chartered Practice, we invest in our employee's continuing professional education and we are extending that commitment to address emerging skill gaps and highlight the breadth of roles available to all students.

We have an award-winning national agenda, entitled 'Stephen George + You', where we are making strategic investments in local communities through our academic programme. For this SGP, in partnership with The Heaven Company, has carried out several ten-week education programmes involving groups of Key Stage 3 & 4 - Years 7 to 10 students - at selected schools in the South, Midlands and North of England.

Working hand in hand with the principles of The Heaven Company's Brief Cases programme and the schools we are delivering a thought-driven and innovative programme asking students about their understanding of the built environment today, what it means to them and what the future holds.

The course content has been devised to focus young minds on the role that school children play in improving the built environment of tomorrow; and, to encourage real-life learning applications of STEAM (Science, Technology, Engineering, Art & Design and Maths) subjects, rather than solely STEM subjects.

This close level of engagement with schools, students, teachers, headteachers and governors will also help us to better understand and design high-performance, sustainable buildings that academia can easily work within and utilise as effectively as intended.

We currently provide initiatives at Secondary School and Post Graduate level and in the next couple of years we are looking to widen this offering to more complete offerings to the Primary School and Under Graduate level also. In the meantime we are engaging at these levels, all of which are described over the next few pages.





KEY CONTACTS



LUKE ABBOTT

BA (HONS) BARCH PG DIP ARCH RIBA
PARTNER

PERSONAL PROFILE

Luke Abbott joined Stephen George + Partners in 2019 as a Studio Director responsible for managing and team working in the industrial and logistics sector. Luke has over 10 years' experience working for multidisciplinary practices in the Midlands. Having designed and delivered some high end bespoke residential projects and commercial projects of international interest Luke has decided to focus more on commercial schemes.

Working in the Leicester office Luke's role will involve supporting SGP's partner in the early RIBA workstages. Luke will take responsibility for client liaison, feasibility studies, concept design, and plan of works.



NICK AUSTIN

BA(Hons) Dip Arch RIBA
PRACTICE DIRECTOR

PERSONAL PROFILE

Since joining in 2004, Nick originally worked as an Architect on multiple logistics, office and commercial schemes, falling under both the Design & Build and Traditional procurement routes. In 2009 he moved into a Practice Management role, focusing on contractual documentation and professional indemnity requirements, dealing with complex appointments on multi-million-pound schemes across many sectors.

Enjoying the ongoing relationships with our clients, and his career in architecture, Nick has continued with a keen interest in the Science and Science + Innovation across the UK. From new build to the refurbishment of retail/office environments to lab space, he is interested in users and context of incubation units through to science parks and clusters.

Nick also manages SGP's Quality and Environmental standards, as well as coordinating the training regime across the practice, to ensure the organisation meets its Chartered Practice status annually. In 2018 he took over as lead on SGP's Social Responsibility Group and has since developed many projects to demonstrate the organisations offering, including SGP's award-winning schools programme which won best Social Responsibility Campaign from The Planet Mark. In addition, Nick qualified as a Mental Health First Aider in 2021 and has developed two Mental Health weeks where the topic has been specifically focused on to develop understanding across the organisation.





KEY CONTACTS



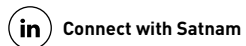
SATNAM FLORA

BA(Hons) BArch(Hons) PG Dip AP RIBA
ASSOCIATE

PERSONAL PROFILE

Since joining Stephen George + Partners in 2004, Satnam has been responsible for delivering projects ranging from industrial, office, mixed-use and retail to community and library facilities from feasibility to completion.

Satnam chairs the delivery group matrix whose remit is to increase knowledge and skills, to encourage communication and cooperation to shape a cohesive, uniform delivery philosophy across the practice. In addition, Satnam is also a Principal Designer and a member of the health & safety group ensuring that policies and procedures are up-to-date and communicated throughout the practice with regard to occupational and CDM2015 regulations.



ALAN SOPER

BA(Hons) Dip Arch RIBA
STUDIO DIRECTOR

PERSONAL PROFILE

Alan Soper joined Stephen George + Partners in 2016 as a Director based in the Leeds office bringing over 25 years' experience in the commercial, industrial, education, healthcare, residential, retail and leisure sectors. He has a track record of designing and delivering award-winning projects and, having practised in London, the UK Regions and Internationally, has developed a broad knowledge of planning and urban design, construction and sustainability issues.

As an award winning Chartered architect with a strong design focus, Alan's portfolio includes many award-winning projects such as BREEAM Outstanding Hope Academy St Helens, the innovative Green End Primary School Manchester, the high rise Brewery Wharf and Parc Mont residential projects in Leeds, Gatehaus, a mixed-use scheme in Bradford, 80 Mosley Street, a landmark offices in Manchester city centre, the dramatic conversion of Wells House Ilkley, and a cutting edge Aviation Training Academy, offices and service hangars/workshops for Flybe at Exeter Airport.

Equally Alan's expertise gives him an informed approach with the ability to listen to and understand the client's requirements, provide an innovative solution, and consider a wide range of constraints and project specific issues, whilst optimising flexibility, efficiency and cost awareness and meeting the client's aspirations with an overriding concern for design quality, sustainability, buildability and health and safety.





KEY CONTACTS



STEVE BATSON

BA Hons Dip Arch Dip AP RIBA MIHEEM
STUDIO DIRECTOR

PERSONAL PROFILE

For the past two decades, Steve has focused his career on designing and delivering high quality healthcare and social care environments that enhance the patient experience and focus on improved health outcomes.

Steve has led a dedicated team in the successful completion of a range of acute, primary, mental health and specialist care facilities throughout the UK. Steve believes in affordable and accessible healthcare for all and this has led to his overseas work in India and Africa. Recently Steve presented in Istanbul about why the patient journey is important when designing healthcare facilities.

Always at the forefront of healthcare innovation and debate, Steve is currently a Director of Institute of Healthcare Engineering and Estate Management IHEEM Ltd and is the co-founder of the Health BIM group working alongside the Department of Health, NHS and private sector partners on the Integrated Health Information Model.



DEAN PAYTON

ARB
ASSOCIATE

PERSONAL PROFILE

Dean has over 14 years' construction industry experience and has led a range of projects from concept to project handover. Dean has particular expertise in feasibility & space planning, stakeholder consultation and project coordination.

He has experience of buildings in the healthcare, commercial, residential, and industrial sectors throughout his career.

Dean has developed an in-depth knowledge of Revit and delivering buildings to BIM Level 2. His knowledge of technical residential development requirements and his experience of designing with the high-quality standards of residential developers gives him appropriate expertise to tackle the demands of this exciting project.

Coupled with his expertise in health projects he also has wide experience of working alongside a number of consultants and specialists, integrating complex MEP and Structural designs into complicated and mixed functionality buildings. Equally his knowledge of construction techniques underpins his proven successful partnership with contractors and proactive working within multi-disciplinary teams. Dean's track record of leading and coordinating the architectural team will be invaluable in meeting the challenges of this impressive project.





KEY CONTACTS



ALEX JOHNSTONE

PRINCIPAL INTERIOR DESIGNER

PERSONAL PROFILE

Alex joined the practice in 2023 as a Principal Interior Designer.

He has over five year's expertise in the design and delivery of high-quality workplace developments in the private sector, as well as additional years delivering schemes in both hospitality and residential.

Alex brings technical know-how from concept design through to delivery of CAT A, CAT A+ and CAT B fit outs, both with new builds and 'cut and carve' schemes.

He believes in forging close relationships with both clients, stakeholders, and wider strategic teams through transparent, collaborative design.

+ OUR PORTFOLIOS

Our portfolios are available, conveying our areas of expertise in many sectors.

Visit our website and download an electronic version from the relevant section www.stephengeorge.co.uk

Or email us at:
enquiries@stephengeorge.co.uk

Should you be interested in receiving hard copies of one or more of these, please contact any of our offices.

LONDON: +44 (0)203 833 1310

LEICESTER: +44 (0)116 247 0557

LEEDS: +44 (0)113 246 7969

BIRMINGHAM: +44 (0)121 222 5346


SOLIHULL: +44 (0)121 711 6929






OUR SECTORS

INDUSTRIAL



TRANSPORT



SCIENCE + INNOVATION



RETAIL + MIXED USE




EDUCATION



HEALTHCARE



INTERIORS



MASTERPLANNING



OFFICE



RESIDENTIAL



LEISURE + HOSPITALITY





LONDON

t: +44 (0)203 833 1310

LEICESTER

t: +44 (0)116 247 0557

LEEDS

t: +44 (0)113 246 7969

BIRMINGHAM

t: +44 (0)121 222 5346

SOLIHULL

t: +44 (0)121 711 6929

www.stephengeorge.co.uk

SGP

Architects + Masterplanners